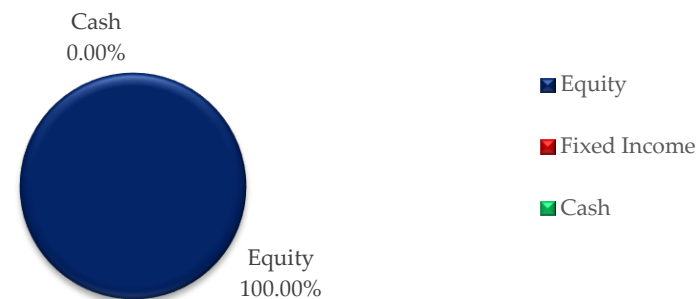


## SMALL CAP VALUE FUND RETURNS

	2Q2018	YTD	1 Year	Incept 8/1/2016
<b>Return</b>	<b>5.44</b>	<b>2.30</b>	<b>13.87</b>	<b>14.17</b>
<i>Advisor Defined Index-Per IPS</i>	<i>5.80</i>	<i>3.00</i>	<i>11.49</i>	<i>12.92</i>
<i>Russell 2500 Value TR</i>	<i>5.80</i>	<i>3.00</i>	<i>11.49</i>	<i>12.92</i>


## SM CAP VA FUND ASSET ALLOCATION

BOND FUND		IPS Range
Equity	100.00%	-
Fixed Income	-	-
Cash	-	-
Alternative Investments	-	-
Total	100.00%	




## MANAGER ALLOCATION

Alliance-  
Bernstein  
Small/Mid  
Value  
100%



## SIZE AND STYLE ALLOCATION

Cash  
0.00%



Small/Mid  
Cap Value  
100.00%

For Informational Purposes Only - Account Statement is Official Record of Holdings, Balances and Security Values

Returns are net of Investment Costs but not Foundation Fees

Advisor Defined Index-Per IPS: 100% Russell 2500 Value TR